

vetscan **IMAGYST™**

AI Equine Fecal Egg Count

A single, multipurpose diagnostic platform with multiple applications:

- Digital Cytology image transfer
- AI equine fecal egg count (coming spring 2023)

As new applications become available, they will be easily integrated with existing capabilities.



Detects parascaris and strongyles

Intestinal parasites are ubiquitous in the environment.

IMAGYST™ counts eggs per gram for strongyles and ascarids.


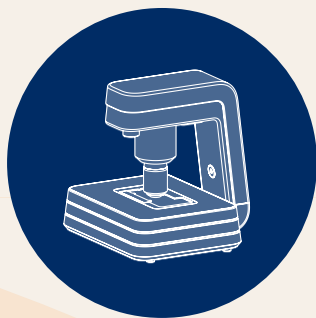
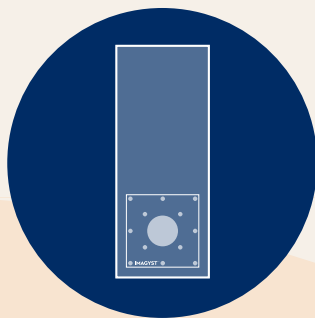
Powered by artificial intelligence

Up to 99% agreement between IMAGYST and board-certified parasitologist results.¹

Fast, reliable data in minutes

Make accurate¹ and timely diagnoses in minutes with the ability to upload records and email to clients.

Powered by artificial intelligence, IMAGYST delivers fast, accurate¹ fecal egg count so you can identify low, medium and high shedders and treat them according AAEP's parasite guidelines.²



**Prep sample using
modified McMaster's
concentration technique**

**Small
footprint**

AI algorithm

**Results
in minutes**

**Contact your Zoetis representative today
1-888-ZOETIS1 (963-8471)
vetscanimagyst.com**



1. Zoetis Inc. Data on file. Study Report No. DHX6Z-US-22-131
2. American Association of Equine Practitioners. Internal parasite control guidelines.
<https://aaep.org/guidelines/parasite-control-guidelines>. Accessed 10.20.22.